



Fall-O-Ween

ACTIVITY KIT

714-871-6844 | EASTSIDE.COM




EASTSIDE CHRISTIAN CHURCH

Mummy Hot Dogs

- 10 hot dogs
- 1 roll of crescent dough

1. Preheat oven to 350 degrees.
2. Slice 2 legs and 2 arms in each hot dog.
3. Lightly grease baking sheet.
4. Unroll crescent dough onto a cutting board and cut the dough into thin strips. A plastic knife works great!
5. Wrap these strips of dough around the hot dog. Make sure to separate and wrap around the legs and arms but leave the feet out.
6. Bake for 15 minutes or until golden brown. Let them cool before eating.



Halloween Treat

- 16 individual crisped rice cereal treats
- 24 ounces candy melts
- Colored sprinkles
- Candy eyes in assorted sizes

1. Place crisped rice cereal treats on parchment paper.
2. Pour sprinkles onto a plate or wide bowl.
3. Pour candy melts into a medium microwave-safe bowl and microwave for 15-second intervals, stirring in between, until the candies are melted through and smooth.
4. Dip half of a crisped rice cereal treat into the melted candy. Smooth out with the back of a spoon or spatula.
5. While the candy is still wet on the crisped rice cereal treat, dip the top into the sprinkles or use a small spoon to add the sprinkles onto the treat.
6. Add several candy eyes to the front of the crisped rice cereal treat before the candy sets (it will set quickly) and place them down on the parchment paper.
7. Repeat with the remaining treats. Allow the monsters to cool before serving. Enjoy!

BOO!




COLOR THE PICTURE USING THE CODE


1- ORANGE
2- VIOLET
3,7- BLACK

6,9- BLUE
10- BROWN

5- PINK
4,8- YELLOW



Connect the Dots!



HALLOWEEN

Word Search

B P C P K H Y S P Y L T R C E F Q
B L J O U O K D D O A M E A W H V
I I A C B E Z E N E I G T U Z Y G
P W M C L W T C R A J R S L M W P
E F W E K N E T H A C E N D J S C
F M T U U C R B F Q Q P O R M R B
S O U A K O A H C T I W M O S B U
N Y H T K H P T K A Q Y Q N A V D
W D F C S W K L N I K P M U P S Q
Z A I W W O V A M P I R E V A P J
B R P E U K C B M F J N G S U O A
T Q W K X F F S F S H W B N G O B
L S V Y Y F R I G H T F U L X K J
L K A B U S M H N R F S W X B Y P
K F W K G Y O W B W T U J T V R U
Q T G H V S N C J S U W Q P K N I
U E G G T A W I V W M I S S S Q E

BLACK CAT
CANDY
CAULDRON
COBWEB
COSTUME


FRIGHTFUL
GHOST
HAUNTED
MONSTER
PUMPKIN

SKELETON
SPOOKY
VAMPIRE
WITCH
TRICK OR TREAT



Halloween Trivia

1. Who battled the Stay-Puff Marshmallow man to save New York City?
2. What candy asks you to "taste the rainbow?"
3. What number is so unlucky that most elevators skip this floor?
4. What Disney TV character's best friend is Poppy Peepleson?
5. The largest of these ever grown weighed in at 2032 pounds?
6. In what type of transportation does Harry Potter meet his best friends?
7. What famous video game character is chased by four ghosts named Blinky, Inky, Pinky, and Clyde?
8. In which Pixar movie does the main character Miguel visit the Land of the Dead?
9. What monster looks like he's wrapped up in toilet paper?
10. What 3 letter word do you yell when trying to scare someone?
11. What movie begins with Count Dracula throwing a party for his 118 year old daughter Mavis?
12. What is the world's most popular candy bar? It has layers of peanut, caramel, and nougat covered in milk chocolate.
13. What are the two official colors of Halloween?
14. In his 14-minute video for what song, Michael Jackson dances with zombies?
15. Originally kids had to sing, dance, or tell jokes while doing what Halloween night activity?
16. Count von Count was a character in what popular children's TV show?
17. Who first attempts to tell Huey, Duey, and Louie the scariest story ever told?
18. What holiday did Jack Skellington try to take control of?
19. What is the second most popular form of gummy candy (bears are first)?
20. What is the first name of Marvel's Scarlet Witch?
21. What R.L. Stine Children's book series is the only one to have sold more books than the Harry Potter series?
22. A trick or treater gets how many pieces of candy per house on average?
23. What monster has bolts on his neck?





TWO TRUTHS + A LIE

About Halloween





Each player shares three statements recalled from trick or treating - the more far out the better for the purpose of the game. Two of the statements should be true. The other statement should be false. The object of the game is for the other players to guess which one of the statements is false. If they guess correctly, they win!



Guess How Many

Fill a large jar with halloween candy, candy corn, or other Halloween candy. The challenge is for each player to guess the number of items by sight. The closest one to the correct number wins.



Scavenger Hunt

- Jack-O-Lantern
- mask
- spider web
- candy
- pumpkin
- ghost
- bat
- spider
- vampire
- mummy
- spooky candles
- inflatable decoration
- something motion activated
- hay bales
- black cat
- scarecrow
- caution tape
- zombie decoration

YOU'RE INVITED
OCTOBER 25/26

Fall-O-Ween

A special experience for Preschoolers + Elementary students and fun for the whole family! Costume Contest, Trick or Treating on campus, photo ops, crafts, and candy! Don't forget to bring some friends, and we'll see you all there! To pre-register your child and to learn more about Kidside please visit eastside.com/kids.



Jr. High Students are Sliding into Choctober!

This event for 6th + 7th + 8th graders includes costumes, chocolate treats, treasure hunts, prizes, and so much more! We'll have a Choctober cereal bar, and a TON of candy! First-time guests get a full size Choctober bar. Plus there will be a costume contest! For more information about Jr. High visit eastside.com/jhm.

For times and locations visit eastside.com/falloween